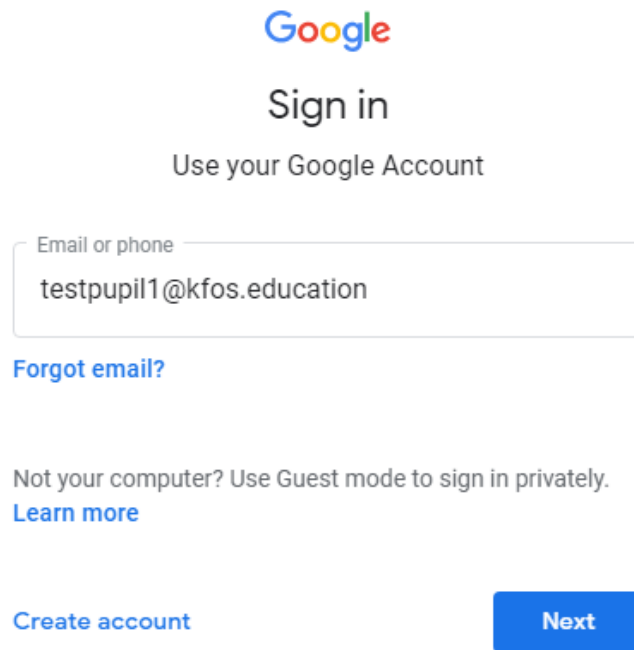


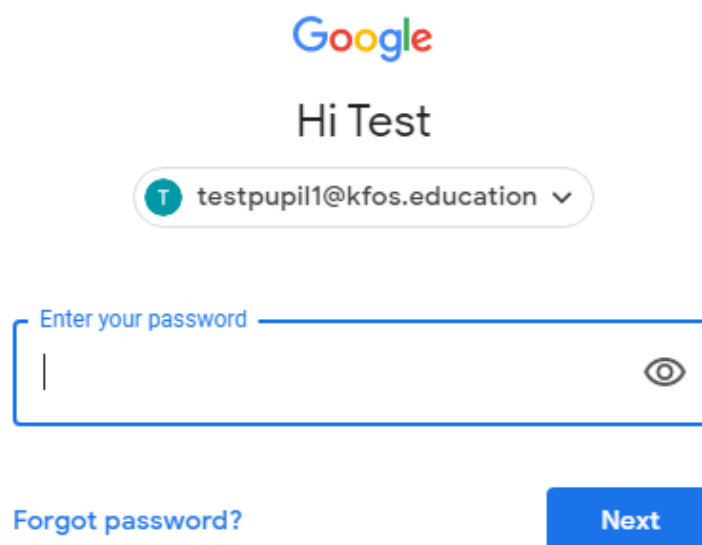
## Accessing Google Classroom (Years 2 - 6)

1. Go to [classroom.google.com](https://classroom.google.com)
2. Enter your child's individual login and password. These can be found in your child's Reading Diary. If you can not find it, please email the year group email account.



The screenshot shows the Google sign-in interface. At the top is the Google logo, followed by the text "Sign in" and "Use your Google Account". Below this is a text input field labeled "Email or phone" containing the email address "testpupil1@kfos.education". To the left of the input field is a link "Forgot email?". Below the input field is the text "Not your computer? Use Guest mode to sign in privately." with a link "Learn more". At the bottom left is a link "Create account" and at the bottom right is a blue button labeled "Next".

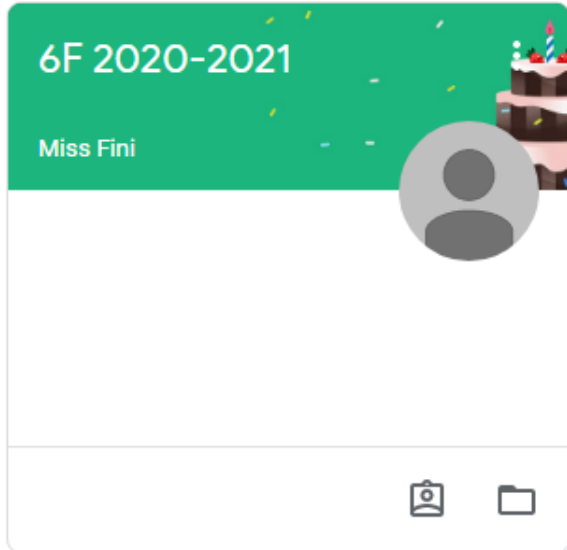
3. Enter your child's individual Google password.



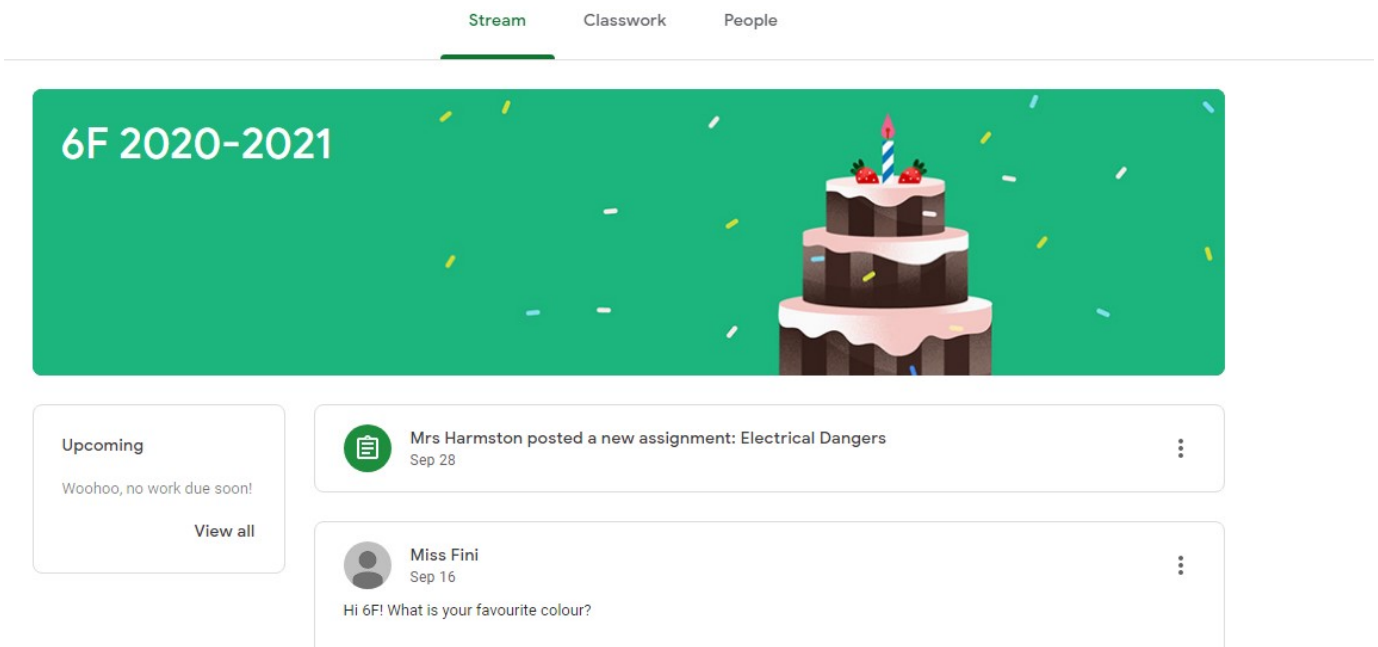
The screenshot shows the Google "Hi Test" password entry screen. At the top is the Google logo, followed by the text "Hi Test". Below this is a dropdown menu showing the email address "testpupil1@kfos.education" with a small "T" icon and a downward arrow. Below the dropdown is a text input field labeled "Enter your password" with a vertical cursor and a toggle icon (an eye) on the right. At the bottom left is a link "Forgot password?" and at the bottom right is a blue button labeled "Next".

4. You will now be able to access your child's Google Classroom.


Your child will now be displayed with their available classrooms. To access their current class, click on the name on the class. For your child's class this will be their Class Name and Year e.g. '6F 2020-2021'.



The classroom will look similar to this.



5. There are two sections of the classroom that we will use.



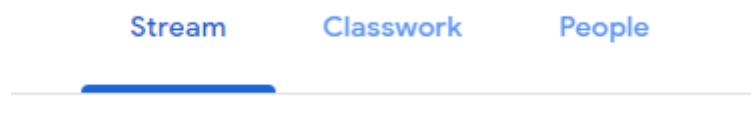
**Stream:** this is where all messages and assignments will be shared.

These are saved in time order and will update.

You may need to refresh the stream throughout the day to see new messages.

**Classwork:** This is where you will see all work for children.

6. To access daily lessons, visit the Stream (top middle).



Here you will see messages, instructions, videos and resources.

If you would like, you can leave a comment for your teachers to see.